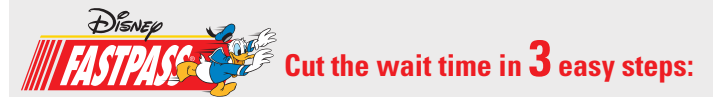


TIPS AND INFORMATION



Cut the wait time in **3** easy steps:

FP Enjoy popular attractions with minimal wait.



- 1 Insert your park ticket or Annual Passport into the FASTPASS® machine and you'll receive a FASTPASS® reminder ticket as a receipt.
- 2 If you have purchased Disney MaxPass service, you can reserve digital Disney FASTPASS® from your mobile device.
- 3 Come back during your return time and scan the same park ticket or Annual Passport.

Guests with mobility- or queue-related assistance needs are encouraged to use the Disney FASTPASS Service wherever possible.

Lockers Rentals available both inside and outside the Parks.

Charging Lockers Rentals available to secure and charge many personal electronic devices.

Smoking For the comfort of all our Guests, smoking is allowed in designated areas only. At Disneyland the smoking location can be found on Big Thunder Trail in Frontierland.

Strollers Rentals are available in limited quantities. Please take all personal belongings with you when leaving your stroller unattended.

Baby Care Center Hosted by Huggies® Located on the northeast end of Main Street, U.S.A.

Resort Lost and Found Inquire at Resort Lost and Found, located west of the Disneyland® Park Main Entrance.

Package Check Service Shop and check your purchases for pickup later in the day at these locations: Stroller Shop (Main Entrance), The Star Trader (Tomorrowland) or Pioneer Mercantile (Frontierland). Resort Hotel Guests may have purchases delivered to Bell Services for next-day pickup after 7 a.m. Certain restrictions apply.

Pre-Charged Battery Kiosk Guests have the opportunity to swap or purchase a pre-charged portable battery and connecting cords for their mobile device.

Picnic Area A picnic area is located west of the Disneyland® Park Main Entrance for your convenience. We request that no food or beverage be brought inside either Theme Park.

Disneyland Kennel Club Located east of the Disneyland® Park Main Entrance. No overnight facilities.

Banking ATMs are located throughout the Resort, presented by CHASE. Basic banking services and foreign currency exchange are provided at City Hall in Disneyland® Park.

Payment Options The Disneyland® Resort accepts Disney® Visa® Cards, Disney Rewards Redemption Card, Disney Gift Card, Visa®, MasterCard®, Discover®, American Express®, Diners Club®, JCB®, traveler's checks, cash and Disney Dollars.

Travel Tips Should your vehicle become disabled during your visit, the Automobile Club of Southern California provides complimentary towing and flat-tire services to nonmembers during Park hours.

PARK RULES

To provide a comfortable, safe and enjoyable experience for our Guests, please comply with Park rules, signs and instructions including:

- All bags are subject to inspection prior to admission.
- Proper attire is required.
- Smoking is allowed only in designated areas.
- Weapons are strictly prohibited.

Additional details and a complete listing of Park rules are available at Guest Relations or disneyland.com/parkrules.

For more information, visit Guest Relations located at City Hall. (See map inside)

ACCESSIBILITY AND MOBILITY

Courtesy Wheelchairs Complimentary wheelchairs are available for travel to and from the Downtown Disney® tram load/unload area and the Main Entrance Esplanade. These courtesy wheelchairs are not permitted for use inside the Theme Parks. See a Cast Member at tram load/unload area for additional information.

Restrooms and Companion Restrooms Restrooms at the Theme Parks, designated by ♿, offer facilities designed for access by Guests with mobility disabilities. Companion-assisted restroom facilities, designated by ♿, are also available at various locations in each Theme Park. Theme Park First Aid locations, designated by 🏠, have facilities with additional space and privacy for individuals who may need assistance from a member of their party with their personal care needs. Companion Restrooms are located at:

- Main Street, U.S.A. - Left of City Hall
- Main Street, U.S.A. - First Aid
- Adventureland - Aladdin's Oasis
- Critter Country - Hungry Bear Restaurant
- Fantasyland Theater Restrooms
- Tomorrowland - near Autopia

Auxiliary Entrance Limitations Some attractions have auxiliary entrances for Guests with mobility disabilities or with service animals. These entrances are not intended to bypass waiting lines. Guests with disabilities and up to five members of their party may enter through these entrances. The rest of the party should use the standard queue.

Dining and Shopping Locations Some counter-service and merchandise locations have narrow queues formed by railings that may be difficult for Guests using wheelchairs. At these locations, we suggest that a member of your party order and transport the food, or contact a Cast Member for assistance.

Accessible Transportation Following options are available for Guests in wheelchairs or ECVs:

- **Buses** can accommodate various types of wheelchairs and ECVs. The standard lift size is 30" x 48". The wheelchair or ECV must fit the lift without being forced and be securely fastened in the restraints. We recommend that Guests using ECVs transfer to a bus seat while onboard.
- **Monorail** system can be accessed by the elevators and/or ramps provided at the Downtown Disney® station and Tomorrowland station.



Mickey Check Look for this symbol at various locations on kids' meals and other items that meet Disney Nutrition Guidelines. Visit www.disneymickeycheck.com for more information.



Special Dietary Requests We offer menu selections for all of our Guests seeking well-balanced meals, snacks and beverages, as well as those with lifestyle dining requests or food allergies and intolerances. Please ask to speak with a chef upon arrival at the restaurant.

BEYOND DISNEYLAND® PARK


Hotels/Reservations Disneyland® Hotels offer special equipment and facilities for Guests with disabilities. Accommodations may include: wheelchairs, wheelchair accessible bathrooms, bed accessories, strobe-light smoke detectors, in-room TTYs and other features. For information specific to individual Hotels, please call the Walt Disney Travel Company at 714-956-MICKKEY.


Accessibility information and accommodations for the following locations:

- **Disney California Adventure® Park** Guest Services locations at Disney California Adventure® Park.
- **ESPN Zone®** Accessibility will vary depending on the type and location of the activity. For specific information and service options, please contact a host at the location.
- **Recreation and Activities** Accessibility will vary depending on the type and location of the activity. For specific information and service options, please contact a Cast Member at the location.

Special Considerations for Attractions

SAFETY: Please abide by all safety warnings and notices.

 Supervise children at all times. Children under age 7 years must be accompanied by a person age 14 years or older.

 For your safety while on attractions, remain seated with hands, arms, feet and legs inside the vehicle. Supervise children.

Physical considerations on designated attractions:

WARNING! For safety, you should be in good health and free from high blood pressure, heart, back or neck problems, motion sickness, or other conditions that could be aggravated by this adventure. Expectant mothers should not ride.



Recycling Be Green! Recycling containers throughout the Parks now accept plastic, paper, cans & glass.

Information subject to change without notice. © Disney DLP-092517-ENG



GUIDE FOR GUESTS WITH DISABILITIES

Disneyland Park®



Enhance your Disneyland Resort visit! Get the Disneyland app at disneyland.com/maps.

Chat with us! @DisneylandToday | Facebook.com/DisneylandToday

This guide provides an overview of services and facilities available for Guests with disabilities who are visiting Disneyland® Park.

	MOBILITY Disabilities	VISUAL Disabilities	HEARING Disabilities
Guest Amenities Available for Rent or Deposit	Wheelchairs and Electric Conveyance Vehicles (ECVs) available for rent. Available on a first-come, first-served basis.	Braille Guides Printed in Braille and large print text to provide an overview of the Theme Park. Audio Description Utilizes Disney's Handheld Device to provide supplemental audio information and narration at specific attractions and outdoor locations via an interactive audio menu. Portable Tactile Maps Provides a tactile representation of building boundaries, walkways, and landmarks for each area of the Theme Parks. Presented in a booklet format. Amenities available for \$25 refundable deposit.	Assistive Listening Utilizes Disney's Handheld Device to amplify sound through headphones or induction neck loop at specific attractions. Handheld Captioning Utilizes Disney's Handheld Device to display text at select attractions. Video Captioning Caption-ready monitors designated with a "CC" symbol can be activated by remote control. Amenities available for \$25 refundable deposit.
Rental Locations	Disneyland® Resort Stroller Shop located in the main entrance plaza adjacent to the Disneyland® Kennel.	Guest Relations See map inside for location.	Guest Relations See map inside for location.
Complimentary Amenities and Services for use at the Park	Companion Restrooms See map inside for locations indicated with ♿.	Stationary Braille Maps Large print maps with Braille overlay and some additional raised graphics to highlight key landmarks and attractions. Located next to City Hall and near the Guest Information Board on Main Street, U.S.A.®.	Reflective Captioning Available at many theater-type attractions, utilizing LED display to project desired captions onto a panel positioned in front of you. See a Cast Member at the attraction for assistance. Written Aids Packets containing dialogue, narrations, flashlights, pen and paper are available at or near performance areas or entrances for most shows and attractions.
More Options	Electric Conveyance Vehicles (ECVs) Limited number available on a first-come, first-served basis at the rental location. Must be 18 years of age or older to rent ECVs. RESERVATIONS MAY NOT BE MADE IN ADVANCE. Available on a same-day basis. Rental fee and refundable deposit required.	For additional information about Theme Park services and options, please visit Guest Relations. You may also obtain information, including parade & show times and details about restaurant menus, by calling 407-827-7935.	Hosts with basic abilities in Sign Language can be identified with the appropriate language pin on their nametag. Sign Language Interpretation Available at Disneyland® Park on Mondays and Saturdays and at Disney California Adventure® Park on Sundays and Fridays. Schedules are available at Guest Relations that list specific interpreted show times. For future visits, to request confirmation of our interpreted performance schedule OR to request interpretation for other special events and shows, call a minimum of 14 days in advance at 714-781-4636 Option 1, Option 0.
Safety in the Park	Mobility Scooters/ECVs Please keep your speed to the walking speed of those around you. Adjust and lower speed while maneuvering through enclosed spaces like restrooms, merchandise and food and beverage locations. Park your device in safe locations clear from walkways and stairs. Evacuation In the event of an evacuation, Guests may be required to walk certain distances and navigate stairs or narrow walkways. In this case, please have a member of your party assist you, or wait in a vehicle for assistance. Transfers Some attractions require Guests to transfer from their wheelchairs to the ride. Cast Members are not permitted to physically lift Guests in the transfer.	<h2>SERVICE ANIMALS</h2>	
Service animals, defined as any dog or miniature horse trained to do work or perform tasks for the benefit of an individual with a disability, must be under the control of the owner at all times and should remain on a leash or in a harness. Cast Members are not able to take control of service animals.			
Service Animal Restrictions Due to the nature of some attractions, service animals may not be permitted to ride. At these locations, please inquire with a Cast Member about available options, including a rider switch with a member of your party or a portable kennel.		Service Animal Relief Areas	
<ul style="list-style-type: none"> • Big Thunder Mountain Railroad • Gadget's Go Coaster • Indiana Jones™ Adventure • Matterhorn Bobsleds • Space Mountain • Splash Mountain • Star Tours—The Adventures Continue 		<ul style="list-style-type: none"> • Main Entrance: Esplanade near Disneyland® Kennel Club • Fantasyland: Planter across from "it's a small world" holiday • Fantasyland/Hub: Planter on right leading from Central Hub towards Matterhorn Bobsleds • New Orleans Square: Fountain area planter on right near Train Station and Haunted Mansion Holiday 	
Please contact a Cast Member for information and assistance.			
Specialty Lighting Effects/Photosensitivity Specialty lighting and other visual effects are used extensively throughout Disneyland® Park. These effects include strobe lights and other effects such as simulated lightning, explosions and chaser lights.		Magnetic Fields Common equipment, such as electric motors and radios, that produce electric and magnetic fields are utilized extensively throughout the world and also within our Resorts. These fields are generally no greater than you would experience in any urban environment or may be exposed to through common household appliances such as vacuum cleaners and hair dryers.	
NOTE: If you or any member of your party have questions regarding the above, you may speak with a Guest Relations Cast Member for details.			



Disney's Wild About Safety Safety Tip: No stampeding, keep your arms and legs inside, stay seated on rides, and keep your paws behind the yellow line.

Main Street, U.S.A.

1 **Disneyland® Railroad**

Main Street Vehicles
(One-way transportation only)

- 2 **Horseless Carriage**
- 3 **Fire Engine**
- 4 **Horse-Drawn Streetcars**
- 5 **Omnibus**

Opera House

- 6 **Disney Gallery**
- 7 **The Disneyland® Story** presenting **Great Moments with Mr. Lincoln**

8 **Main Street Cinema**

DISNEY DINING

- A Carnation Café** Table-service – breakfast, fried pickles, burgers, salads, entrées, specialty cakes and sundaes.
- B Gibson Girl Ice Cream Parlor** *hosted by Dreyer's™*
- C Refreshment Corner** *hosted by Coca-Cola®*
Hot dogs, chili and cold Coke.
- D Market House** Starbucks® Espresso and Specialty Beverages, Artisan breakfast sandwiches and pastries.
- E Plaza Inn** "Minnie & Friends—Breakfast in the Park." Lunch and dinner featuring homestyle favorites.
- F Jolly Holiday Bakery Café** Baked goods, sandwiches, salads and specialty drinks.

Adventureland

- 9 **Enchanted Tiki Room** *presented by Dole Packaged Foods*
 Mobility Access: Enter using lift to the RIGHT of stairs.
 - 10 **Jungle Cruise** Mobility Access: Enter through exit. Wheelchair/ECV accessible boat available.
 - 11 **Indiana Jones™ Adventure** (Minimum height 46"/117 cm.)
Mobility Access: Enter through the exit and proceed to the rotunda. Guests must navigate steps when boarding and disembarking the vehicle.
 - 12 **Tarzan's Treehouse™***
- DISNEY DINING**
- G Tiki Juice Bar**
hosted by Dole Packaged Foods.
 - H Aladdin's Oasis**
 - I Bengal Barbecue** Barbecue kabobs and coffee drinks.

*Attraction operating hours may vary from Park hours. Please see location or Information Centers for more information. Entertainment may vary and is subject to change. Please see Times Guide for days and times.
©Disney ©Disney/Pixar
Tarzan's Treehouse™ TARZAN™ Owned by Edgar Rice Burroughs, Inc. and used by Permission. COPYRIGHT ©1999 Edgar Rice Burroughs, Inc. and Disney Enterprises, Inc. All Rights Reserved.
Roger Rabbit's Car Toon Spin ROGER RABBIT Character ©Disney/Amblin Entertainment, Inc.
Finding Nemo Submarine Voyage is inspired by Disney•Pixar's *Finding Nemo*.
Indiana Jones™ Adventure and Star Tours ©Disney/Lucasfilm Ltd.
Buzz Lightyear Astro Blasters is inspired by Disney•Pixar's *Toy Story 2*.
Attractions and entertainment may be seasonal and are subject to change without notice.

New Orleans Square

- 13 **Pirates of the Caribbean** Mobility Access: Enter through exit to the LEFT of Blue Bayou Restaurant. Proceed to the designated access gate on the LEFT.
- 14 **Disneyland® Railroad**
- 15 **Haunted Mansion Holiday** Mobility Access: Enter through accessible queue. Transfer access vehicle available.

DISNEY DINING

- J Royal Street Veranda** Chowder and gumbo in bread boules and New Orleans style fritters.
- K Blue Bayou Restaurant** Table-service – seafood, chicken and beef dinners, plus the famous Monte Cristo sandwich at lunch.
- L Café Orléans** Table service – lunch and dinner, soups, salads, and Monte Cristo sandwiches.
- M French Market Restaurant** French quarter chicken, jambalaya, Cajun meatloaf, French dip, hand tossed salads, and desserts.

Critter Country

- 16 **Splash Mountain** (Minimum height 40"/102 cm.) Mobility Access: Enter through exit, across from Pooh Corner. Transfer seat available.
- 17 **The Many Adventures of Winnie the Pooh** Mobility Access: Enter through standard queue. Wheelchair accessible vehicle available.
- 18 **Davy Crockett's Explorer Canoes** (Operates weekends and select seasons only)
Mobility Access: Enter via exit ramp next to lower level stairs of Hungry Bear Restaurant.

DISNEY DINING

- N Harbour Galley** Soup in bread boules, lobster rolls, salads and drinks.
- O Hungry Bear Restaurant** Burgers, chicken and salads.


Frontierland

- 19 **Pirates Lair on Tom Sawyer Island*** Mobility Access: Enter through standard queue. Many pathways are accessible for Wheelchairs/ECVs.
- 20 **Fantasmic!** (See Times Guide for show times)
- 21 **The Golden Horseshoe Stage** (See Times Guide for show times) Mobility Access: Enter through main entrance.
- 22 **Frontierland Shootin' Exposition** Mobility Access: Gun positions on the LEFT accommodate Guests using Wheelchairs/ECVs.
- 23 **Mark Twain Riverboat*** Mobility Access: Enter through access gate to the RIGHT of turnstile. Lower-level access only.
- 24 **Sailing Ship Columbia*** (Operates weekends and select seasons only) Mobility Access: Enter through the access gate to the RIGHT of turnstile. Guests must navigate a steep series of stairs when boarding and disembarking.

- 25 **Big Thunder Mountain Railroad** (Minimum height 40"/102 cm.) Mobility Access: Enter through exit. Transfer access vehicle available.

DISNEY DINING

- P River Belle Terrace** Table service – BBQ Ribs, salads, sandwiches and desserts.
- Q Stage Door Café** Corn dogs, fish and chips, and chicken nuggets.
- R The Golden Horseshoe** Chicken nuggets, chili, fish and chips, and tasty ice cream specialties.
- S Rancho del Zocalo Restaurant** Breakfast, salads, tacos, burritos and Costena Grill specialties.
- T Ship to Shore Marketplace** Fresh fruit, turkey legs, chimichangas and frozen beverages.



Fantasyland

- Fantasy Faire**
- 26 **Royal Hall**
- 27 **Royal Theatre** (See Times Guide for show times)
- 28 **Pinocchio's Daring Journey+** Mobility Access: Enter through exit. Transfer access vehicle available.
- 29 **Snow White's Scary Adventures+** Mobility Access: Enter through exit. Transfer access vehicle available.
- 30 **Bibbidi Bobbidi Boutique**
- 31 **Sleeping Beauty Castle Walkthrough+** Mobility Access: Enter through standard queue. Guests must navigate a continuous series of narrow, winding stairs or an accessible experience is available.
- 32 **King Arthur Carousel+** Mobility Access: Enter through access queue. Wheelchair accessible bench available.
- 33 **Casey Jr. Circus Train** Mobility Access: Enter through exit.
- 34 **Dumbo the Flying Elephant** Mobility Access: Enter through exit to the LEFT of the standard queue. Transfer access vehicle available.

- 35 **Mr. Toad's Wild Ride+** Mobility Access: Enter through the access gate to the RIGHT of entrance.
- 36 **Peter Pan's Flight+** Mobility Access: Enter through exit. Transfer access vehicle available.
- 37 **Mad Tea Party** Mobility Access: Enter using the exit ramp. Transfer access vehicle and transfer seat available.
- 38 **Alice in Wonderland+** Mobility Access: Enter through the exit to the RIGHT of standard queue. Transfer access vehicle available.
- 39 **Pixie Hollow** Mobility Access: Enter through standard queue.
- 40 **Matterhorn Bobsleds** (Minimum height 42"/107 cm.) Mobility Access: Enter through standard queue.

- 41 **Storybook Land Canal Boats** (Closed during parades)
Mobility Access: Enter through exit.
- 42 **"it's a small world" holiday** Mobility Access: Enter using ramp. Wheelchair accessible boat available.
- 43 **Fantasyland Theatre** (See Times Guide for days and times).

DISNEY DINING


- U Maurice's Treats** Sweet and savory twists and Boysen Apple Freeze.
- V Village Haus** *hosted by Minute Maid®*. Burgers, flatbread pizzas, and veggie options.
- W Troubadour Tavern** *hosted by Dreyer's™*. Bratwurst, pretzel bites, cinnamon apple batons, baked potatoes and ice cream novelties.

- X Edelweiss Snacks** Turkey legs, corn on the cob, chimichangas and frozen beverages.

+ Select Fantasyland attractions may close early due to fireworks. Please visit an Information Center for operating hours.

Mickey's Toontown

- 44 **Disneyland® Railroad**
- 45 **Goofy's Playhouse** Mobility Access: Enter through standard queue.
- 46 **Donald's Boat**



- 47 **Gadget's Go Coaster** (Minimum height 35"/89 cm; expectant mothers should not ride.)
Mobility Access: Enter through exit.
- 48 **Chip 'n Dale Treehouse**
- 49 **Mickey's House and Meet Mickey** Mobility Access: Enter using the ramp to the RIGHT of Mickey's House and proceed through standard queue.
- 50 **Minnie's House** Mobility Access: Enter using the ramp to the RIGHT of the front yard and proceed through standard queue.
- 51 **Roger Rabbit's Car Toon Spin** Mobility Access: Enter through standard queue.

DISNEY DINING

- Y Toontown Dining** Hot dogs, salads, sandwiches, pizza, frozen yogurt and ice cream treats.

Tomorrowland

- 52 **Finding Nemo Submarine Voyage** Mobility Access: Enter through accessible queue. Guests must navigate a narrow stairway when boarding and disembarking or an accessible experience is available.
- 53 **Disneyland® Monorail** Mobility Access: Enter through standard queue. Elevator is available.
- 54 **Autopia** *powered by Honda.* (Minimum height 32"/81 cm and 54"/137 cm to drive alone.) Mobility Access: Enter through standard queue. Hand-held accelerator and transfer seat available.
- 55 **Disneyland® Railroad** Mobility Access: Proceed to the top of the exit ramp. Wheelchair/ECV accessible vehicle available.
- Tomorrowland Expo Center**
- 56 **Star Wars Launch Bay**
- 57 **Space Mountain** (Minimum height 40"/102 cm.)
Mobility Access: Enter through exit and follow the arrows to the left. A transfer seat and separate loading area is available.
- 58 **Tomorrowland Theater** Mobility Access: Enter through standard queue.
- 59 **Star Tours—The Adventures Continue** (Minimum height 40"/102 cm.) Mobility Access: Enter through standard queue. Transfer access vehicle available.
- 60 **Astro Orbitor** Mobility Access: Manual wheelchairs enter through standard queue. ECVs enter through the exit ramp.
- 61 **Buzz Lightyear Astro Blasters** Mobility Access: Enter through standard queue. Wheelchair accessible vehicle available.

DISNEY DINING

- Z Galactic Grill** Breakfast, sandwiches, burgers, salads, desserts and drinks from Galaxies Far, Far Away...
- AA The Spirit of Refreshment** *hosted by Coca-Cola®.*
- BB Redd Rockett's Pizza Port** Pizza, pasta and salads.

- Restrooms
- Companion Restroom
- Automated External Defibrillators
- Resort Lost and Found
- Information Center
- Guest Relations
- First Aid*
- Wi-Fi Hotspot
- ATMs Presented by Chase
- Baby Care Center *Hosted by Huggies®*
- Stroller Rentals *Hosted by Huggies®*
- Locker Rentals
- Charging Locker Rentals
- Pre-charged Battery Kiosk
- Picnic Area
- Wheelchair Rentals
- Package Check Service
- Service Animal Relief Area
- Kennel
- Nikon® Picture Spot
- Disney FASTPASS® Service (Subject to availability)
- Single Rider Service (Subject to availability)
- Height Requirement
- Guest May Remain in Wheelchair/ECV
- Guest Must be Ambulatory
- Guest Must Transfer from Wheelchair/ECV
- Guest Must Transfer from ECV to Wheelchair
- Physical Considerations (See reverse side)
- The seating and restraints of this attraction may prohibit Guests of certain body shapes or sizes from riding.
- This attraction may be frightening for children
- Reflective Captioning
- Audio Description: Device Available at Guest Relations
- Handheld Captioning: Device Available at Guest Relations
- Assistive Listening: Device Available at Guest Relations
- Closed Captioning: Activators Available at Guest Relations and location
- Sign Language on Mon. & Sat. Schedule and Times Guides at Guest Relations
- Smoking Area
- Reservations Accepted
- Parade Route
- Disney Vacation Club® Kiosk
- Disney Characters *See Times Guide for hours*
- Disney PhotoPass® Photographer

*Emergency services available by calling 911.