

Disneyland Park

At each attraction, please contact a Cast Member for boarding instructions.

Adventureland

Enchanted Tiki Room, *presented by Dole* 

Enter through the gate at the attraction entrance. Proceed to the lift to the right of the stairs.

Shows presented every 20 minutes.

Indiana Jones™ Adventure    

Enter through the exit and proceed to the rotunda. Guests must navigate steps when boarding and disembarking the vehicle.

Jungle Cruise 

Enter through the exit. A wheelchair/ECV accessible boat is available.

Tarzan's Treehouse™ 

Enter through the standard queue. Guests must navigate a continuous series of narrow, winding stairs.





Critter Country

Davy Crockett's Explorers Canoes 

Proceed to the attraction exit via the ramp next to the lower-level stairs of the Hungry Bear Restaurant.

The Many Adventures of Winnie the Pooh  

Enter through the standard queue. A wheelchair accessible vehicle is available.

Splash Mountain    

Enter through the exit, located across from Pooh Corner. A transfer seat is available.

Fantasyland

Alice in Wonderland 

Enter through the exit, located to the right of the standard queue. A transfer accessible vehicle is available

Casey Jr. Circus Train 

Enter through the exit, located across from the Village Haus Restaurant.

Disney Princess Fantasy Faire, *presented by Nestlé Ice Cream* 

Enter through the standard queue. A lift is available for access to the main floor.

Shows may not be presented daily. Please refer to your Entertainment Times Guide for current schedule.

Dumbo the Flying Elephant 

Enter through the designated exit gate, located to the left of the standard queue. A transfer accessible vehicle is available.

“it's a small world”  

Enter using the designated ramp, located to the immediate left of the attraction entrance. A wheelchair accessible boat is available.

King Arthur Carrousel 

Enter through the access queue, located to the left of the standard queue. A bench and a wheelchair accessible space are available.

Mad Tea Party 

Enter using the exit ramp across from the Alice in Wonderland attraction. A transfer accessible vehicle and transfer seat are available.

Matterhorn Bobsleds   

Enter through the standard queue. Before approaching the shaded loading zone (chalet), a Cast Member will direct you to the appropriate entrance.

Mr. Toad's Wild Ride 

Enter through the access gate on the right side of the entrance. Please park ECVs outside of the attraction


Peter Pan's Flight 

Enter through the exit to the left of the attraction entrance. Please park ECVs outside of the attraction. A transfer accessible vehicle is available.

Pinocchio's Daring Journey 

Enter through the exit gate. Please park ECVs outside of the attraction. A transfer accessible vehicle is available.

Pixie Hollow

Enter through the standard queue. 

Sleeping Beauty Castle Walkthrough  

Enter through the standard queue. Guests must navigate a continuous series of narrow, winding stairs or an accessible experience is available.

Snow White's Scary Adventures 

Enter through the exit, located to the right of the attraction entrance. A transfer accessible vehicle is available.

Storybook Land Canal Boats

Enter through the exit nearest the attraction entrance. Guests must navigate steps when boarding and disembarking the boat.

Frontierland

Big Thunder Mountain Railroad    

Enter through the exit to the unload area. Please remain behind the yellow line. A transfer accessible vehicle is available.

Big Thunder Ranch, *hosted by Brawny* 

Proceed through this open area at your own pace.

Fantasmic! 

Viewing area for Guests using wheelchairs is available in front of the Golden Horseshoe. Shows may not be presented daily. Please refer to your Entertainment Times Guide for current schedule.

Frontierland Shootin' Exposition 

Gun positions on the left can accommodate Guests using wheelchairs and ECVs.

The Golden Horseshoe Stage 

Enter through the standard queue.

Shows may not be presented daily. Please refer to your Entertainment Times Guide for current schedule.

Mark Twain Riverboat 

Enter through the access gate to the right of the turnstile. Lower level access only. Must be able to navigate stairs for upper level access.

Pirate's Lair on Tom Sawyer Island  

Enter through the standard queue. Many pathways are accessible for wheelchairs and ECVs.

Sailing Ship Columbia 

Enter through the access gate to the right of the turnstile. Guests must navigate a steep series of stairs when boarding and disembarking the ship.

Main Street, U.S.A.

Disneyland® Railroad 

Proceed up the center stairs to the station. Guests must navigate stairs when boarding and disembarking the train.

Stations in New Orleans Square, Mickey's Toontown and Tomorrowland are accessible via a ramp. Wheelchairs can be accommodated onboard the last car of the train from these locations (limited space available).

The Disneyland® Story presenting Great Moments with Mr. Lincoln 

Enter the lobby through the Entrance doors. Proceed through the open lobby area at your own pace. A Cast Member will direct you to the Accessible Seating inside of the theater.

Main Street Cinema 

Proceed through the entrance. Detach rope on the side of the turnstile to enter theatre.

Main Street Vehicles, *presented by National Car Rental*  

Boarding locations throughout Town Square and Central Plaza. Wheelchairs may be folded on the Omnibus and Horse-Drawn Streetcars.

Mickey's Toontown

Chip 'n Dale Treehouse 

Enter through the standard queue. Guest must navigate narrow, winding stairs.

Disneyland® Railroad 

Proceed to the exit gate near the Disney Princess Fantasy Faire. Please wait outside the exit gate and remain behind the yellow line.

Donald's Boat 

Enter through the standard queue. Guests must navigate stairs and narrow passageways.

Gadget's Go Coaster, *presented by Sparkle*  

Enter through the exit to the unload area. Please remain behind the yellow line.

Goofy's Playhouse 

Enter through the standard queue.

Mickey's House and Meet Mickey 

Enter using the ramp to the right of Mickey's House and proceed through the standard queue.

Minnie's House 

Enter using the ramp to the right of the front yard and proceed through the standard queue.

Roger Rabbit's Car Toon Spin  

Enter through the FASTPASS® queue and proceed to the boarding area. Please park ECVs outside of the attraction.

New Orleans Square

Disneyland® Railroad 

Proceed up the exit ramp near the Haunted Mansion. Please wait outside the exit gate and remain behind the yellow line.

Haunted Mansion 

Enter through the standard queue. Proceed to the front porch and remain behind the chain. A transfer accessible vehicle is available.

Pirates of the Caribbean 

Enter through the exit located to the left of the Blue Bayou Restaurant. Proceed to the designated access gate on the left.

Tomorrowland

Astro Orbitor 

Manual wheelchairs enter through the standard queue. ECVs enter through the exit ramp across from the Star Tours attraction.

Autopia, *presented by Chevron*    

Enter through the standard queue. Proceed around the tower to the lift. A hand-held accelerator and transfer seat are available.

Buzz Lightyear Astro Blasters   

Enter through the standard queue. Proceed through the designated door near the loading zone. A wheelchair accessible vehicle is available.

Captain EO  

Enter through the standard queue. Floor moves during certain portions of the film.

Disneyland® Monorail 

Enter through the standard queue. An elevator is available.

Disneyland® Railroad 

Proceed to the top of the exit ramp. Please wait outside the exit gate and remain behind the yellow line.

Finding Nemo Submarine Voyage  

Enter through the accessible queue. Guests must navigate a narrow stairway when boarding and disembarking the boat or an accessible experience is available.

Innoventions, *featuring exhibits by Siemens, Honda, HP, Pioneer and St. Joseph Hospital* 

Enter through the standard queue to access the lower level. To access the second level, proceed to the elevator on the lower level.

Space Mountain    

Enter through the exit and follow the arrows to the left. A transfer seat and separate loading area is available.

Starcade 

Proceed through this open area at your own pace.

Star Tours - The Adventures Continue   


Contact a Cast Member at the entrance for boarding instructions. A transfer access vehicle is available.


Information provided as a supplement to the Theme Park Guide


Disney CALIFORNIA ADVENTURE

At each attraction, please contact a Cast Member for boarding instructions.



"a bug's land"


FLIK'S FUN FAIR, presented by Kodak 
Proceed through this open area at your own pace.




Flik's Flyers 
Enter through the standard queue. A transfer accessible vehicle is available.

Francis' Ladybug Boogie 
Enter through the standard queue. A transfer accessible vehicle is available.

Heimlich's Chew Chew Train 
Enter through the standard queue. A transfer accessible vehicle is available.

It's Tough to be a Bug!  
Enter through the standard queue.




Princess Dot Puddle Park 
Proceed through this open area at your own pace.

Tuck and Roll's Drive 'Em Buggies   
Enter through the standard queue.

Buena Vista Street

Red Car Trolley
A wheelchair accessible vehicle is available.  

Cars Land

Luigi's Flying Tires   
Enter through the standard queue. A separate loading area and transfer accessible vehicle are available.





Mater's Junkyard Jamboree  
Enter through the standard queue. A transfer accessible vehicle is available.

Radiator Springs Racers
Enter through the standard queue. A separate loading area is available.    

Condor Flats


Soarin' Over California   
Enter through the standard queue. If you have a Disney's FASTPASS® ticket, enter through the FASTPASS® return line.


Grizzly Peak


Grizzly River Run    
Enter through the standard queue. Proceed through the access gate near the loading zone. If you have a Disney's FASTPASS® return ticket, enter through the FASTPASS® return line. Guests must navigate steps when boarding and disembarking the raft. A separate loading area and transfer device are available.

Redwood Creek Challenge Trail   
Enter through the standard queue. The Challenge Trail map indicates accessible routes.


Hollywood Land

Disney Animation 
Proceed through this open area at your own pace. Accessible seating is available for all shows. Shows every 30 minutes; last show begins 30 minutes prior to Park closing.

Disney Junior – Live on Stage! 
Enter through the standard queue.

Hyperion Theater 
Enter through the standard queue. Proceed to the theater entrance. For ground-level access, proceed through the designated entrance doors. For upper-level access, Guests using wheelchairs and ECVs should proceed through the main entrance. Shows may not be presented daily. Please refer to your Entertainment Times Guide for current schedule.

Monsters, Inc. Mike & Sulley to the Rescue!  
Enter through the standard queue. A wheelchair accessible vehicle is available.

Muppet*Vision 3D 
Enter through the standard queue.

This publication is provided by Disneyland® Resort Guest Communications.

Red Car Trolley
A wheelchair accessible vehicle is available.  

The Twilight Zone Tower of Terror™    
Enter through the standard queue. If you have a Disney's FASTPASS® ticket, enter through the FASTPASS® return line. A transfer accessible vehicle is available.


Pacific Wharf


The Bakery Tour, hosted by Boudin Bakery 
Enter through the standard queue.

Walt Disney Imagineering Blue Sky Cellar 
Enter through the standard queue.

Paradise Pier


California Screamin'    
Enter through the standard queue. If you have a Disney's FASTPASS® ticket, enter through the FASTPASS® return line. Proceed to the elevator. A transfer accessible vehicle is available.


Games of the Boardwalk 
Proceed through this open area at your own pace.



Golden Zephyr 
Enter through the standard queue. Proceed to the elevator and take the elevator to the second level. Please wait for a Cast Member for boarding instructions. A transfer accessible vehicle is available.



Goofy's Sky School    
Enter through the standard queue. If you have a Disney's FASTPASS® ticket, enter through the FASTPASS® return line. A lift is available upon exiting.

Jumpin' Jellyfish  
Enter through the standard queue.



King Triton's Carousel 
Enter through the entrance to the right of the standard queue. A bench and a wheelchair accessible space are available.

The Little Mermaid - Ariel's Undersea Adventure  
Enter through the standard queue. A wheelchair accessible vehicle is available.

Mickey's Fun Wheel  
Enter through standard queue for the swinging gondolas. At the split, proceed to the left entrance. For non-swinging gondolas, enter through the exit. A wheelchair accessible vehicle is available.

Silly Symphony Swings  
Enter through the entrance to the right of the standard queue. Take the elevator to the second level and proceed forward to the designated entrance.

Toy Story Midway Mania!  
Enter through the standard queue. A separate loading area and wheelchair accessible vehicle are available.

World of Color  
Viewing area for Guests with disabilities is available. (Paradise Park viewing area requires a FASTPASS®) Please see a Cast Member for assistance and directions. Shows may not be presented daily. Please refer to your Entertainment Times Guide for current schedule.

* A World of Color FASTPASS® is required for the Paradise Park viewing area. You may obtain a FASTPASS® at the FASTPASS® distribution location. Available on a first come, first served basis.

© Disney
Indiana Jones™ Adventure and Star Tours © Disney/Lucasfilm Ltd.
Tarzan's Treehouse™ "TARZAN" Owned by Edgar Rice Burroughs, Inc. And used by Permission. COPYRIGHT ©1999 Edgar Rice Burroughs, Inc. and Disney Enterprises, Inc. All Rights Reserved.
Roger Rabbit's Car Toon Spin ROGER RABBIT Character © Disney/Amblin Entertainment, Inc.
Buzz Lightyear Astro Blasters is inspired by Disney•Pixar's "Toy Story 2."
Finding Nemo Submarine Voyage is inspired by Disney•Pixar's "Finding Nemo."
Muppet*Vision 3D Muppets Holding Company, LLC.
Flik Character,
It's Tough to be a Bug! and "a bug's land" is inspired by Disney•Pixar's "A Bug's Life."
Monsters, Inc. Mike & Sulley to the Rescue! is inspired by Disney•Pixar's "Monsters, Inc."
Toy Story Midway Mania! is inspired by Disney•Pixar's Toy Story Films. Turtle Talk with Crush is inspired by Disney•Pixar's "Finding Nemo." © Disney•Pixar
The Twilight Zone Tower of Terror™ The Twilight Zone® is a registered trademark of CBS, Inc., and issued with permission pursuant to a license from CBS, Inc. © Disney/CBS, Inc.










Attraction Access for Guests Using Wheelchairs and Electric Convenience Vehicles (ECVs)

Disneyland RESORT

Information provided as a supplement to the Theme Park Guide Maps

At each attraction, please contact a Cast Member for boarding instructions.

Legend

-  Guests may remain in their Wheelchair/ECV
-  Guests must transfer from their Wheelchair/ECV to the ride vehicle by themselves or be assisted by members of their party
-   Guests must transfer from their ECV to an available Wheelchair
-  Height Requirement
-  Guests must walk by themselves or be assisted by members of their party
-  Physical Considerations (See Park Guide Map)
-  This attraction may be frightening for children
-  Disney's FASTPASS® Service

Evacuations

In the event of an evacuation, Guests will be required to walk certain distances, navigate stairs and/or narrow walkways, have a member of their party assist or carry them, or wait in a vehicle for an extended period of time for assistance.

Transfers

Some attractions require Guests to transfer from their wheelchairs to a ride vehicle, either by themselves or with the assistance of a member of their party. Disneyland® Resort Cast Members are not permitted to physically assist Guests in transferring from their wheelchairs.

Auxiliary Entrance

Some attraction queues in Disneyland® Resort cannot accommodate Guests using wheelchairs. If the instructions listed are to use an entrance other than the standard queue, up to six (6) Guests, which must include the Guest using the mobility device, may use the alternate entrance.

Wait Times

Auxiliary Entrances are not intended to bypass waiting in line. There may be a waiting period before boarding and wait times will vary depending on the attraction.

Companion Restrooms

Disneyland® Park:

- Adventureland - Aladdin's Oasis
- Frontierland - Tom Sawyer Island
- Main Street - First Aid

Disney California Adventure® Park:

- "a bug's land" - Flik's Fun Fair
- Paradise Pier - Across from Little Mermaid attraction
- Buena Vista Street - First Aid
- Cars Land - Flo's V8 Cafe

Information subject to change without notice. For further information, please visit Guest Relations.